


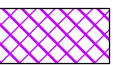




*Town of East Windsor*  
*Hartford County, State of Connecticut*

**Terrace Escarpement Soil Map**

**Legend**

-  Most Susceptible to Erosion
-  Highly Susceptible to Erosion
-  Surficial Materials Susceptible to Erosion
-  Soils Susceptible to Erosion



*1 inch = 3,068.35 feet*